

SUPPORT CLASS RESULTS

AUSTRALIAN SUPERBIKE

Free Practice 2

Date: 24/02/17
 Event: P08
 Weather: Cloudy - Temp: 17.9C
 Track: Dry - Temp: 27.3C

Started at: 13:00:00
 Laps: 15 Min
 Starters: 40
 Printed at: 13:19

CLASSIFICATION

Pos	No	Gr	Name	Machine	Fastest Lap	On Lap	Behind Prev	Behind Leader	Top Speed
1	25	A	Daniel FALZON (SA) / Caterpillar / Mainline Dyno	Yamaha YZF-R1	1:33.656	6 of 6			286
2	1	A	Troy HERFOSS (QLD) / Crankt Protein Honda Racing	Honda CBR RR SP	1:33.971	2 of 9	.315	.315	290
3	47	A	Wayne MAXWELL (VIC) / Yamaha Racing Team	Yamaha YZF-R1	1:34.032	4 of 7	.061	.376	289
4	86	A	Beau BEATON (NSW) / Racers Edge Performance / McMartin Racing	Ducati 1199	1:34.245	3 of 8	.213	.589	291
5	14	A	Glenn ALLERTON (VIC) / Yamaha Racing Team	Yamaha YZF-R1	1:34.288	7 of 7	.043	.632	284
6	67	A	Bryan STARING (WA) / Crankt Protein Honda Racing	Honda CBR RR SP	1:34.374	4 of 9	.086	.718	294
7	24	A	Robbie BUGDEN (QLD) / Kawasaki BC Performance	Kawasaki ZX10R	1:34.550	4 of 8	.176	.894	290
8	21	A	Josh WATERS (VIC) / Team Suzuki Ecstar	Suzuki GSX-R	1:35.042	5 of 8	.492	1.386	290
9	12	A	Matt WALTERS (NSW)	Kawasaki ZX10R	1:35.475	5 of 8	.433	1.819	292
10	65	A	Cru HALLIDAY (NSW) / Ipone / Yamaha Motor Finance & Insurance	Yamaha YZF-R1	1:35.808	6 of 9	.333	2.152	288
11	178	A	Michael BLAIR (NSW) / YRT / Yamaha / Central Coast Car Museum	Yamaha YZF-R1	1:35.953	5 of 9	.145	2.297	284
12	152	A	Paul BYRNE (NSW) / LTR Honda / Purgetec Pty Ltd	Honda CBR RR SP	1:35.993	3 of 7	.040	2.337	290
13	54	A	Samuel LAMBERT (NT) / Cyclone Motorcycles	BMW S RR	1:36.208	6 of 9	.215	2.552	282
14	20	A	Alex PHILLIS (VIC) / Race Dynamics Aprilia / BCA Racer	Aprilia RSV4	1:36.249	6 of 8	.041	2.593	283
15	56	A	Troy GUENTHER (QLD) / Saint Unbreakable / BMW	BMW S RR	1:36.508	3 of 8	.259	2.852	288
16	68	A	Mitchell LEVY (NSW) / ATR / Landbridge Transport	Yamaha YZF-R1	1:36.538	3 of 8	.030	2.882	291
17	83	A	Kyle BUCKLEY (QLD) / Kawasaki Bcperformance	Kawasaki ZX10R	1:36.652	2 of 9	.114	2.996	298
18	50	A	Callum SPRIGGS (QLD) / Desmosport Ducati	Ducati 1299	1:37.143	2 of 5	.491	3.487	283
19	22	A	Trent GIBSON (VIC)	Yamaha YZF-R1	1:37.346	4 of 7	.203	3.690	281
20	37	A	Chas HERN (VIC) / MV Agusta Australia / Murray Valley Training Co	MV Agusta F4 RC	1:37.360	2 of 6	.014	3.704	282

Chief Time Keeper - Scott Laing

Clerk of Course - Tom Williams




Computime Race Timing Systems Pty Ltd © 1996
 Licensed to Computime Race Timing Systems

COMPUTIME RACE TIMING SYSTEMS PTY LTD
www.computime.com.au

9 Timber Lane, Glen Waverley Vic 3150. Ph: 0418 17 13 17

E-mail: scott@computime.com.au





SUPPORT CLASS RESULTS

AUSTRALIAN SUPERBIKE

Free Practice 2

Date: 24/02/17
 Event: P08
 Weather: Cloudy - Temp: 17.9C
 Track: Dry - Temp: 27.3C

Started at: 13:00:00
 Laps: 15 Min
 Starters: 40
 Printed at: 13:19

CLASSIFICATION

Pos	No	Gr	Name	Machine	Fastest Lap	On Lap	Behind Prev	Behind Leader	Top Speed
21	66	B	Aaiden COOTE (VIC) / Consent2Go / Motogo Motorcycles	Kawasaki ZX10R	1:37.397	3 of 7	.037	3.741	289
22	52	C	Corey TURNER (QLD) / HB Kustoms / YRD	Yamaha YZF-R1	1:38.237	7 of 7	.840	4.581	291
23	3	A	David BARKER (VIC)	Kawasaki ZX10R	1:38.370	7 of 8	.133	4.714	272
24	78	B	Nathan SPITERI (VIC) / Livson / Konnect / Repsol / RST / LS2	Kawasaki ZX10R	1:38.445	3 of 7	.075	4.789	267
25	41	A	Simon GALLOWAY (NSW) / Chris Watson M-cycles / Bodywise Smash Repairs	Yamaha YZF-R1	1:38.546	7 of 7	.101	4.890	281
26	34	A	William DAVIDSON (NSW) / YRD / Thomas Bros	Yamaha YZF-R1	1:38.911	5 of 5	.365	5.255	278
27	49	A	Albie WHEELER (NSW) / Wheeler Cranes	Yamaha YZF-R1	1:39.181	4 of 8	.270	5.525	273
28	77	A	Adam SENIOR (WA) / Silkolene / Consent2Go	Yamaha YZF-R1	1:39.352	7 of 7	.171	5.696	277
29	48	A	Paul DUTTON (NSW) / Ultra Spray	Yamaha YZF-R1	1:39.366	6 of 8	.014	5.710	278
30	88	B	Brendan SCHMIDT (VIC) / JLT Insurance / New Turf	Kawasaki ZX10R	1:39.692	8 of 8	.326	6.036	271
31	18	B	Ashley MANUEL (SA) / Pendragon Racing / Mototune	Kawasaki ZX10R	1:40.297	6 of 6	.605	6.641	269
32	30	C	Gary SMITH (SA) / Peter Stevens Adelaide	Yamaha YZF R1	1:40.977	2 of 4	.680	7.321	264
33	31	B	Jack BAKER (QLD) / Crazy Dogs Kawasaki	Kawasaki ZX10R	1:41.734	5 of 7	.757	8.078	276
34	104	C	Max JAMES-BEATSONBELL (WA) / JW Motoparts	Yamaha YZF-R1	1:42.575	6 of 6	.841	8.919	267
35	69	B	Heath GRIFFIN (NSW) / Russell Symes & Company	Ducati Panigale R	1:42.964	7 of 7	.389	9.308	271
36	19	B	Ashley FLEMING (WA) / Flashpoint Motosport	Aprilia RSV4	1:44.462	5 of 5	1.498	10.806	242
37	82	B	Jake DREW (VIC) / Brighton Bikes & Bits / Willmax Graphics / YRD	Yamaha YZF-R1	1:44.652	5 of 8	.190	10.996	266
38	131	C	John QUINN (VIC) / PI Off Track Accom. / Flashpoint M-sport	Suzuki GSX-R	1:45.951	7 of 7	1.299	12.295	254
39	686	C	Tracey DAVIES (VIC) / Villa Verde / Anchor Belle	Ducati Panigale	1:47.686	5 of 8	1.735	14.030	237
40	33	B	Hamish McMURRAY (NSW) / Six ways from Sunday	Kawasaki ZX10R	1:48.703	8 of 8	1.017	15.047	246

Current best lap for SBK class - 1:32.274 by Wayne MAXWELL (VIC) on a Suzuki GSX-R set on 05/10/13

Scott Laing

Chief Time Keeper - Scott Laing

Tom Williams

Clerk of Course - Tom Williams



Computime Race Timing Systems Pty Ltd © 1996
 Licensed to Computime Race Timing Systems

COMPUTIME RACE TIMING SYSTEMS PTY LTD
www.computime.com.au

9 Timber Lane, Glen Waverley Vic 3150. Ph: 0418 17 13 17

E-mail: scott@computime.com.au





SUPPORT CLASS RESULTS

AUSTRALIAN SUPERBIKE

Free Practice 2


Date: 24/02/17
 Event: P08
 Weather: Cloudy - Temp: 17.9C
 Track: Dry - Temp: 27.3C

Started at: 13:00:00
 Laps: 15 Min
 Starters: 40
 Printed at: 13:19

LAP TIMES

No	Name	Lap 1	Lap 2	Lap 3	Lap 4	Lap 5	Lap 6	Lap 7	Lap 8	Lap 9
1	Troy HERFOSS (QLD)	1:42.048	1:33.971	1:43.352	1:34.844	1:45.865	1:34.722	1:35.349	1:35.815	1:49.968
3	David BARKER (VIC)	1:47.392	1:42.152	1:41.169	1:39.716	1:38.923	1:38.517	1:38.370	1:54.380	
12	Matt WALTERS (NSW)	1:42.735	1:36.051	1:35.878	1:35.558	1:35.475	3:29.943	1:44.793	1:35.826	
14	Glenn ALLERTON (VIC)	2:28.149	1:35.166	2:43.429	2:02.529	1:34.426	1:34.393	1:34.288		
18	Ashley MANUEL (SA)	1:51.157	1:44.682	1:42.561	1:40.625	1:40.495	1:40.297			
19	Ashley FLEMING (WA)	1:54.231	1:47.007	1:46.624	2:19.695	1:44.462				
20	Alex PHILLIS (VIC)	1:45.037	1:38.102	3:08.071	1:39.544	1:36.490	1:36.249	1:38.231	1:38.355	
21	Josh WATERS (VIC)	2:31.207	2:02.048	1:35.155	1:43.267	1:35.042	1:42.231	1:39.377	1:35.595	
22	Trent GIBSON (VIC)	1:47.135	1:38.253	1:37.881	1:37.346	3:16.381	1:45.650	1:39.784		
24	Robbie BUGDEN (QLD)	1:42.225	1:34.957	1:34.565	1:34.550	3:01.283	1:40.319	1:35.394	1:35.192	
25	Daniel FALZON (SA)	1:48.037	1:35.143	1:33.838	1:36.344	1:37.230	1:33.656			
30	Gary SMITH (SA)	1:48.585	1:40.977	1:41.441	1:41.716					
31	Jack BAKER (QLD)	1:50.364	1:41.987	1:43.996	1:42.453	1:41.734	1:42.549	3:19.685		
33	Hamish McMURRAY (NSW)	2:01.748	1:49.984	1:51.044	1:50.965	1:49.983	1:49.001	1:48.849	1:48.703	
34	William DAVIDSON (NSW)	1:49.055	1:41.427	1:39.921	1:41.540	1:38.911				
37	Chas HERN (VIC)	1:47.067	1:37.360	1:48.533	1:38.672	4:22.159	1:45.250			
41	Simon GALLOWAY (NSW)	1:49.617	1:41.778	1:38.906	1:40.709	1:39.442	1:38.955	1:38.546		
47	Wayne MAXWELL (VIC)	1:41.234	1:34.272	1:34.962	1:34.032	3:10.174	2:35.731	1:38.484		
48	Paul DUTTON (NSW)	1:55.007	1:41.563	1:40.822	1:40.642	1:40.988	1:39.366	1:39.850	1:40.637	
49	Albie WHEELER (NSW)	1:51.830	1:40.505	1:39.917	1:39.181	1:39.221	1:41.150	1:40.766	1:40.805	
50	Callum SPRIGGS (QLD)	1:48.707	1:37.143	1:41.084	5:16.716	2:56.913				
52	Corey TURNER (QLD)	3:32.540	1:51.614	1:39.414	1:38.749	1:38.454	1:38.722	1:38.237		
54	Samuel LAMBERT (NT)	1:49.099	1:37.745	1:39.549	1:37.056	1:36.489	1:36.208	1:37.695	1:36.392	1:40.707
56	Troy GUENTHER (QLD)	1:43.644	1:37.154	1:36.508	1:39.205	1:36.975	1:37.983	1:36.573	1:38.832	
65	Cru HALLIDAY (NSW)	1:48.579	1:39.565	1:37.294	1:35.994	1:37.584	1:35.808	1:36.481	1:35.885	1:36.258
66	Aiden COOTE (VIC)	1:45.417	1:38.494	1:37.397	2:49.661	1:41.957	1:37.976	1:37.437		
67	Bryan STARING (WA)	1:41.462	1:34.548	1:34.638	1:34.374	1:35.896	1:34.498	1:41.089	1:35.641	1:35.816
68	Mitchell LEVY (NSW)	1:42.705	1:37.250	1:36.538	1:37.189	1:36.819	1:37.153	2:34.772	1:41.730	
69	Heath GRIFFIN (NSW)	1:55.370	1:44.762	1:43.012	1:43.635	1:43.219	1:43.679	1:42.964		
77	Adam SENIOR (WA)	1:45.850	1:39.711	1:40.126	1:39.632	4:01.897	1:46.173	1:39.352		
78	Nathan SPITERI (VIC)	1:49.081	1:40.593	1:38.445	1:39.479	1:39.622	1:39.503	1:39.666		
82	Jake DREW (VIC)	1:57.335	1:47.511	1:46.838	1:45.302	1:44.652	1:44.830	1:45.187	1:45.033	
83	Kyle BUCKLEY (QLD)	1:42.904	1:36.652	1:36.668	1:36.680	2:58.701	1:42.614	1:38.024	1:38.379	2:02.114
86	Beau BEATON (NSW)	1:43.931	1:35.177	1:34.245	1:35.883	1:35.070	3:49.564	1:50.532	1:36.408	
88	Brendan SCHMIDT (VIC)	1:49.432	1:43.751	1:40.667	1:40.208	1:40.341	1:39.717	1:39.932	1:39.692	
104	Max JAMES-BEATSONBELL (WA)	1:51.623	1:44.795	1:45.003	1:43.285	1:43.820	1:42.575			
131	John QUINN (VIC)	1:58.197	1:49.935	1:49.697	1:47.897	1:47.253	1:47.444	1:45.951		
152	Paul BYRNE (NSW)	1:42.814	1:37.468	1:35.993	1:37.388	1:38.051	1:36.034	3:13.543		
178	Michael BLAIR (NSW)	1:41.604	1:36.318	1:35.972	1:36.162	1:35.953	1:36.160	1:36.135	1:37.152	1:36.224
686	Tracey DAVIES (VIC)	1:57.871	1:50.106	1:50.076	1:48.790	1:47.686	1:49.177	1:47.764	1:48.274	


 Chief Time Keeper - Scott Laing


 Clerk of Course - Tom Williams



Computime Race Timing Systems Pty Ltd © 1996
 Licensed to Computime Race Timing Systems
COMPUTIME RACE TIMING SYSTEMS PTY LTD
www.computime.com.au

9 Timber Lane, Glen Waverley Vic 3150. Ph: 0418 17 13 17

E-mail: scott@computime.com.au





SUPPORT CLASS RESULTS

AUSTRALIAN SUPERBIKE

Free Practice 2

Date: 24/02/17
 Event: P08
 Weather: Cloudy - Temp: 17.9C
 Track: Dry - Temp: 27.3C

Started at: 13:00:00
 Laps: 15 Min
 Starters: 40
 Printed at: 13:19

SPLIT TIMES

Lap	Split 1	Split 2	Split 3	Split 4	Lap Time	Spd	Lap	Split 1	Split 2	Split 3	Split 4	Lap Time	Spd
1 Troy HERFOSS (QLD) (2nd)							18 Ashley MANUEL (SA) (31th)						
1	27.635	29.072	18.575	26.766	1:42.048 P		1	30.230	32.199	20.191	28.537	1:51.157 P	
2	22.771	27.367	17.690	26.143	1:33.971	290	2	24.630	31.294	20.494	28.264	1:44.682	264
3	22.618	36.051	18.111	26.572	1:43.352	285	3	24.504	29.993	19.892	28.172	1:42.561	266
4	22.630	27.537	18.042	26.635	1:34.844	288	4	24.156	29.505	19.195	27.769	1:40.625	266
5	23.548	34.258	20.624	27.435	1:45.865	290	5	24.014	29.257	19.260	27.964	1:40.495	269
6	22.812	27.339	17.997	26.574	1:34.722	284	6	24.252	29.167	19.210	27.668	1:40.297	261
7	22.907	27.470	18.227	26.745	1:35.349	284	19 Ashley FLEMING (WA) (36th)						
8	22.871	27.375	18.805	26.764	1:35.815	284	1	31.211	32.148	20.894	29.978	1:54.231 P	
9	28.676	35.008	19.075	27.209	1:49.968	285	2	26.577	30.931	20.508	28.991	1:47.007	234
3 David BARKER (VIC) (23th)							3	25.939	31.063	20.513	29.109	1:46.624	238
1	28.439	31.157	19.675	28.121	1:47.392 P		4	25.894	1:04.414	20.606	28.781	2:19.695	242
2	24.543	30.156	19.402	28.051	1:42.152	257	5	25.431	30.387	19.933	28.711	1:44.462	236
3	25.265	29.229	19.242	27.433	1:41.169	243	20 Alex PHILLIS (VIC) (14th)						
4	24.055	28.592	19.326	27.743	1:39.716	262	1	28.047	30.108	19.652	27.230	1:45.037 P	
5	24.298	28.654	18.579	27.392	1:38.923	263	2	23.958	28.401	18.573	27.170	1:38.102	283
6	23.983	28.586	18.591	27.357	1:38.517	265	3	23.551	28.957	18.738	1:56.825	3:08.071	278
7	23.690	28.203	18.443	28.034	1:38.370	269	4	25.985	28.103	18.446	27.010	1:39.544 P	
8	23.640	43.967	19.175	27.598	1:54.380	272	5	22.962	27.931	18.469	27.128	1:36.490	282
12 Matt WALTERS (NSW) (9th)							6	22.952	27.870	18.482	26.945	1:36.249	280
1	27.869	29.233	18.598	27.035	1:42.735 P		7	23.167	28.392	19.664	27.008	1:38.231	281
2	22.998	28.002	18.227	26.824	1:36.051	292	8	24.345	28.203	18.708	27.099	1:38.355	278
3	22.886	27.970	18.158	26.864	1:35.878	290	21 Josh WATERS (VIC) (8th)						
4	22.837	28.002	18.129	26.590	1:35.558	290	1	28.372	30.296	21.548	1:10.991	2:31.207 P	
5	22.764	27.910	18.253	26.548	1:35.475	291	2	30.408	41.327	23.576	26.737	2:02.048 P	
6	22.858	27.953	18.323	2:20.809	3:29.943	290	3	22.975	27.612	18.190	26.378	1:35.155	287
7	31.370	28.221	18.289	26.913	1:44.793 P		4	23.519	28.971	23.820	26.957	1:43.267	290
8	22.898	27.735	18.352	26.841	1:35.826	287	5	22.763	27.546	18.402	26.331	1:35.042	288
14 Glenn ALLERTON (VIC) (5th)							6	22.866	32.587	18.744	28.034	1:42.231	290
1	29.131	53.709	30.441	34.868	2:28.149 P		7	23.224	29.404	19.642	27.107	1:39.377	288
2	22.855	27.663	18.118	26.530	1:35.166	283	8	22.795	27.445	18.479	26.876	1:35.595	285
3	22.626	27.558	19.990	1:33.255	2:43.429	283	22 Trent GIBSON (VIC) (19th)						
4	41.548	35.623	18.535	26.823	2:02.529 P		1	29.354	30.891	19.233	27.657	1:47.135 P	
5	22.567	27.272	18.032	26.555	1:34.426	283	2	24.079	28.674	18.608	26.892	1:38.253	273
6	22.444	27.359	17.904	26.686	1:34.393	284	3	23.277	28.613	18.827	27.164	1:37.881	281
7	22.513	27.387	18.021	26.367	1:34.288	282							

Scott Laing
 Chief Time Keeper - Scott Laing

Tom Williams
 Clerk of Course - Tom Williams



Computime Race Timing Systems Pty Ltd © 1996
 Licensed to Computime Race Timing Systems
COMPUTIME RACE TIMING SYSTEMS PTY LTD
www.computime.com.au

9 Timber Lane, Glen Waverley Vic 3150. Ph: 0418 17 13 17

E-mail: scott@computime.com.au





SUPPORT CLASS RESULTS

AUSTRALIAN SUPERBIKE

Free Practice 2

Date: 24/02/17
 Event: P08
 Weather: Cloudy - Temp: 17.9C
 Track: Dry - Temp: 27.3C

Started at: 13:00:00
 Laps: 15 Min
 Starters: 40
 Printed at: 13:19

SPLIT TIMES

Lap	Split 1	Split 2	Split 3	Split 4	Lap Time	Spd	Lap	Split 1	Split 2	Split 3	Split 4	Lap Time	Spd
4	23.229	28.420	18.609	27.088	1:37.346	278	1	34.386	34.592	22.204	30.566	2:01.748 P	
5	23.939	28.660	18.735	2:05.047	3:16.381	273	2	27.502	31.772	21.267	29.443	1:49.984	228
6	29.682	29.218	19.166	27.584	1:45.650 P		3	27.791	31.820	21.437	29.996	1:51.044	229
7	24.506	28.997	18.926	27.355	1:39.784	273	4	27.654	32.523	21.224	29.564	1:50.965	238
							5	27.798	31.768	21.173	29.244	1:49.983	225
							6	27.080	31.261	21.014	29.646	1:49.001	236
24 Robbie BUGDEN (QLD) (7th)							7	26.904	31.534	21.198	29.213	1:48.849	246
1	27.539	29.662	18.502	26.522	1:42.225 P		8	26.903	31.525	20.845	29.430	1:48.703	235
2	22.922	27.689	18.083	26.263	1:34.957	290							
3	22.708	27.575	18.079	26.203	1:34.565	287	34 William DAVIDSON (NSW) (26th)						
4	22.640	27.494	18.130	26.286	1:34.550	289	1	31.588	30.116	19.393	27.958	1:49.055 P	
5	23.121	30.269	18.631	1:49.262	3:01.283	290	2	23.709	29.724	19.269	28.725	1:41.427	278
6	26.155	28.384	18.384	27.396	1:40.319 P		3	24.102	28.826	19.385	27.608	1:39.921	266
7	22.890	27.445	18.169	26.890	1:35.394	286	4	23.653	28.999	21.175	27.713	1:41.540	278
8	22.784	27.564	18.082	26.762	1:35.192	285	5	23.658	28.669	18.999	27.585	1:38.911	275
25 Daniel FALZON (SA) (1st)							37 Chas HERN (VIC) (20th)						
1	30.554	30.524	19.472	27.487	1:48.037 P		1	29.208	30.515	19.671	27.673	1:47.067 P	
2	23.040	27.758	18.084	26.261	1:35.143	281	2	23.563	28.377	18.625	26.795	1:37.360	275
3	22.530	27.289	17.803	26.216	1:33.838	283	3	29.544	32.380	19.517	27.092	1:48.533	282
4	22.328	28.817	18.643	26.556	1:36.344	283	4	23.579	29.637	18.837	26.619	1:38.672	276
5	23.846	28.171	18.082	27.131	1:37.230	286	5	23.718	29.202	19.690	3:09.549	4:22.159	273
6	22.424	27.156	17.837	26.239	1:33.656	280	6	30.327	28.990	18.811	27.122	1:45.250 P	
30 Gary SMITH (SA) (32th)							41 Simon GALLOWAY (NSW) (25th)						
1	29.857	30.871	20.116	27.741	1:48.585 P		1	30.212	31.311	19.721	28.373	1:49.617 P	
2	24.531	29.342	19.470	27.634	1:40.977	264	2	25.120	29.803	19.182	27.673	1:41.778	265
3	24.262	29.511	19.402	28.266	1:41.441	253	3	23.922	28.904	18.862	27.218	1:38.906	279
4	24.602	29.659	19.697	27.758	1:41.716	251	4	24.306	28.983	19.622	27.798	1:40.709	258
31 Jack BAKER (QLD) (33th)							5	24.051	28.825	19.195	27.371	1:39.442	272
1	28.979	31.970	20.795	28.620	1:50.364 P		6	23.873	28.666	18.889	27.527	1:38.955	281
2	24.769	29.587	19.504	28.127	1:41.987	275	7	23.788	28.777	18.825	27.156	1:38.546	278
3	24.632	29.913	20.349	29.102	1:43.996	276	47 Wayne MAXWELL (VIC) (3rd)						
4	24.881	29.301	19.628	28.643	1:42.453	272	1	27.399	28.975	18.302	26.558	1:41.234 P	
5	24.881	29.264	19.628	27.961	1:41.734	263	2	22.754	27.539	17.833	26.146	1:34.272	284
6	24.761	29.634	19.907	28.247	1:42.549	271	3	22.517	28.025	17.930	26.490	1:34.962	285
7	24.995	30.482	20.248	2:03.960	3:19.685	273	4	22.529	27.390	17.863	26.250	1:34.032	285
33 Hamish McMURRAY (NSW) (40th)							5	24.143	30.037	18.051	1:57.943	3:10.174	289

Scott Laing
 Chief Time Keeper - Scott Laing

Tom Williams
 Clerk of Course - Tom Williams



Computime Race Timing Systems Pty Ltd © 1996
 Licensed to Computime Race Timing Systems
COMPUTIME RACE TIMING SYSTEMS PTY LTD
www.computime.com.au

9 Timber Lane, Glen Waverley Vic 3150. Ph: 0418 17 13 17

E-mail: scott@computime.com.au





SUPPORT CLASS RESULTS

AUSTRALIAN SUPERBIKE

Free Practice 2

Date: 24/02/17
 Event: P08
 Weather: Cloudy - Temp: 17.9C
 Track: Dry - Temp: 27.3C

Started at: 13:00:00
 Laps: 15 Min
 Starters: 40
 Printed at: 13:19

SPLIT TIMES

Lap	Split 1	Split 2	Split 3	Split 4	Lap Time	Spd	Lap	Split 1	Split 2	Split 3	Split 4	Lap Time	Spd
54 Samuel LAMBERT (NT) (13th)													
6	28.538	31.866	20.004	1:15.323	2:35.731 P		1	28.728	33.497	19.282	27.592	1:49.099 P	
7	25.490	28.283	18.235	26.476	1:38.484 P		2	23.745	28.703	18.538	26.759	1:37.745	281
48 Paul DUTTON (NSW) (29th)													
1	32.487	32.929	20.888	28.703	1:55.007 P		3	23.454	29.792	19.371	26.932	1:39.549	282
2	24.825	29.735	19.356	27.647	1:41.563	257	4	23.175	28.411	18.583	26.887	1:37.056	275
3	24.632	29.307	19.182	27.701	1:40.822	258	5	23.312	28.011	18.250	26.916	1:36.489	277
4	24.038	29.156	19.509	27.939	1:40.642	277	6	23.060	27.917	18.396	26.835	1:36.208	269
5	24.994	29.582	19.047	27.365	1:40.988	263	7	23.044	28.704	18.879	27.068	1:37.695	276
6	24.086	28.964	18.877	27.439	1:39.366	278	8	22.931	28.065	18.388	27.008	1:36.392	277
7	23.937	29.403	18.962	27.548	1:39.850	273	9	23.086	28.691	21.427	27.503	1:40.707	278
8	24.015	29.143	19.671	27.808	1:40.637	275	56 Troy GUENTHER (QLD) (15th)						
49 Albie WHEELER (NSW) (27th)													
1	31.342	32.282	20.146	28.060	1:51.830 P		1	27.638	29.758	19.119	27.129	1:43.644 P	
2	24.837	29.101	19.006	27.561	1:40.505	273	2	23.404	28.473	18.463	26.814	1:37.154	282
3	24.292	29.269	18.909	27.447	1:39.917	270	3	23.143	28.122	18.383	26.860	1:36.508	284
4	24.265	28.793	18.928	27.195	1:39.181	271	4	23.187	29.795	18.987	27.236	1:39.205	285
5	23.887	28.627	19.052	27.655	1:39.221	271	5	22.973	28.554	18.459	26.989	1:36.975	288
6	24.738	29.167	19.517	27.728	1:41.150	269	6	23.224	29.126	18.612	27.021	1:37.983	286
7	24.604	29.167	19.407	27.588	1:40.766	266	7	23.141	28.047	18.467	26.918	1:36.573	284
8	24.413	29.488	19.013	27.891	1:40.805	272	8	23.298	28.889	19.420	27.225	1:38.832	285
50 Callum SPRIGGS (QLD) (18th)													
1	29.646	31.037	19.979	28.045	1:48.707 P		65 Cru HALLIDAY (NSW) (10th)						
2	23.801	27.991	18.624	26.727	1:37.143	262	1	30.648	30.631	19.461	27.839	1:48.579 P	
3	25.105	30.676	18.678	26.625	1:41.084	256	2	23.476	30.324	18.498	27.267	1:39.565	286
4	22.699	28.397	19.722	4:05.898	5:16.716	283	3	23.737	28.188	18.489	26.880	1:37.294	287
5	38.385	31.718	23.697	1:23.113	2:56.913 P		4	22.914	27.693	18.476	26.911	1:35.994	288
52 Corey TURNER (QLD) (22th)													
1	31.997	32.763	20.698	2:07.082	3:32.540 P		5	23.060	28.371	18.843	27.310	1:37.584	288
2	32.769	31.049	20.034	27.762	1:51.614 P		6	22.969	27.901	18.121	26.817	1:35.808	287
3	24.161	28.747	19.086	27.420	1:39.414	284	7	22.848	28.073	18.260	27.300	1:36.481	287
4	23.920	28.331	19.140	27.358	1:38.749	289	8	22.880	27.831	18.281	26.893	1:35.885	286
5	23.923	28.553	18.817	27.161	1:38.454	288	9	22.952	27.711	18.578	27.017	1:36.258	283
6	23.936	28.505	18.937	27.344	1:38.722	291	66 Aaiden COOTE (VIC) (21th)						
7	23.514	28.428	18.958	27.337	1:38.237	291	1	29.496	29.676	19.325	26.920	1:45.417 P	
54 Samuel LAMBERT (NT) (13th)													
1	29.496	29.676	19.325	26.920	1:45.417 P		2	23.492	28.461	19.013	27.528	1:38.494	289
2	23.492	28.461	19.013	27.528	1:38.494	289	3	23.512	28.074	18.700	27.111	1:37.397	284
3	23.512	28.074	18.700	27.111	1:37.397	284	4	23.346	28.420	18.777	1:39.118	2:49.661	285
4	23.346	28.420	18.777	1:39.118	2:49.661	285	5	27.809	28.372	18.857	26.919	1:41.957 P	
5	27.809	28.372	18.857	26.919	1:41.957 P		6	23.239	28.464	19.131	27.142	1:37.976	275
6	23.239	28.464	19.131	27.142	1:37.976	275							

Scott Laing
 Chief Time Keeper - Scott Laing

Tom Williams
 Clerk of Course - Tom Williams



COMPUTIME RACE TIMING SYSTEMS PTY LTD
www.computime.com.au

9 Timber Lane, Glen Waverley Vic 3150. Ph: 0418 17 13 17

E-mail: scott@computime.com.au





SUPPORT CLASS RESULTS

AUSTRALIAN SUPERBIKE

Free Practice 2

Date: 24/02/17
 Event: P08
 Weather: Cloudy - Temp: 17.9C
 Track: Dry - Temp: 27.3C

Started at: 13:00:00
 Laps: 15 Min
 Starters: 40
 Printed at: 13:19

SPLIT TIMES

Lap	Split 1	Split 2	Split 3	Split 4	Lap Time	Spd	Lap	Split 1	Split 2	Split 3	Split 4	Lap Time	Spd
7	23.480	28.111	18.774	27.072	1:37.437	283	7	24.200	28.516	18.984	27.652	1:39.352	271
67 Bryan STARING (WA) (6th)							78 Nathan SPITERI (VIC) (24th)						
1	27.713	28.761	18.580	26.408	1:41.462 P		1	29.702	30.930	20.563	27.886	1:49.081 P	
2	23.184	27.281	17.836	26.247	1:34.548	284	2	24.388	29.697	19.031	27.477	1:40.593	264
3	22.941	27.352	17.979	26.366	1:34.638	283	3	23.781	29.020	18.670	26.974	1:38.445	259
4	22.643	27.354	18.130	26.247	1:34.374	292	4	24.154	29.156	18.858	27.311	1:39.479	251
5	23.078	28.013	18.197	26.608	1:35.896	294	5	24.044	28.924	18.907	27.747	1:39.622	262
6	22.700	27.178	18.052	26.568	1:34.498	286	6	24.125	28.929	19.070	27.379	1:39.503	262
7	23.089	28.921	21.310	27.769	1:41.089	283	7	24.285	28.780	19.171	27.430	1:39.666	267
8	22.718	27.260	18.383	27.280	1:35.641	285							
9	23.039	27.725	18.411	26.641	1:35.816	289	82 Jake DREW (VIC) (37th)						
							1	32.794	33.321	21.374	29.846	1:57.335 P	
							2	25.939	31.297	20.473	29.802	1:47.511	266
68 Mitchell LEVY (NSW) (16th)							3	26.814	30.806	20.028	29.190	1:46.838	249
1	27.793	29.264	18.648	27.000	1:42.705 P		4	25.670	30.488	19.916	29.228	1:45.302	262
2	23.515	28.362	18.469	26.904	1:37.250	290	5	25.680	30.158	19.917	28.897	1:44.652	260
3	23.158	28.034	18.416	26.930	1:36.538	291	6	25.212	30.424	20.048	29.146	1:44.830	264
4	23.230	28.437	18.497	27.025	1:37.189	283	7	25.238	30.423	20.095	29.431	1:45.187	254
5	23.049	28.066	18.430	27.274	1:36.819	287	8	25.081	30.588	19.998	29.366	1:45.033	263
6	23.070	28.228	18.610	27.245	1:37.153	285							
7	23.180	28.272	18.821	1:24.499	2:34.772	281	83 Kyle BUCKLEY (QLD) (17th)						
8	27.271	28.477	18.670	27.312	1:41.730 P		1	27.782	29.493	18.697	26.932	1:42.904 P	
							2	23.152	28.171	18.321	27.008	1:36.652	298
69 Heath GRIFFIN (NSW) (35th)							3	23.205	28.138	18.387	26.938	1:36.668	285
1	32.420	32.578	20.671	29.701	1:55.370 P		4	23.116	28.105	18.430	27.029	1:36.680	296
2	25.760	30.649	20.079	28.274	1:44.762	257	5	23.248	28.309	18.841	1:48.303	2:58.701	284
3	25.195	29.963	19.838	28.016	1:43.012	271	6	26.658	29.444	19.239	27.273	1:42.614 P	
4	25.507	30.384	19.662	28.082	1:43.635	255	7	23.335	28.420	18.957	27.312	1:38.024	293
5	24.904	29.802	19.948	28.565	1:43.219	271	8	23.539	28.171	18.832	27.837	1:38.379	293
6	25.276	30.095	19.969	28.339	1:43.679	269	9	26.147	34.827	27.472	33.668	2:02.114	268
7	25.279	29.764	19.836	28.085	1:42.964	271							
77 Adam SENIOR (WA) (28th)							86 Beau BEATON (NSW) (4th)						
1	28.967	29.826	19.170	27.887	1:45.850 P		1	28.689	29.504	19.120	26.618	1:43.931 P	
2	24.302	28.807	19.059	27.543	1:39.711	277	2	23.092	27.612	18.006	26.467	1:35.177	290
3	24.194	29.199	18.896	27.837	1:40.126	267	3	22.597	27.385	17.743	26.520	1:34.245	291
4	24.086	28.771	19.159	27.616	1:39.632	275	4	23.014	27.814	18.217	26.838	1:35.883	286
5	25.488	34.714	20.574	2:41.121	4:01.897	260	5	22.792	27.575	18.081	26.622	1:35.070	287
6	29.757	29.454	19.269	27.693	1:46.173 P		6	23.226	28.826	18.690	2:38.822	3:49.564	285

Chief Time Keeper - Scott Laing

Clerk of Course - Tom Williams



Computime Race Timing Systems Pty Ltd © 1996
 Licensed to Computime Race Timing Systems

COMPUTIME RACE TIMING SYSTEMS PTY LTD
www.computime.com.au

9 Timber Lane, Glen Waverley Vic 3150. Ph: 0418 17 13 17

E-mail: scott@computime.com.au





SUPPORT CLASS RESULTS

AUSTRALIAN SUPERBIKE

Free Practice 2

Date: 24/02/17
 Event: P08
 Weather: Cloudy - Temp: 17.9C
 Track: Dry - Temp: 27.3C

Started at: 13:00:00
 Laps: 15 Min
 Starters: 40
 Printed at: 13:19

SPLIT TIMES

Lap	Split 1	Split 2	Split 3	Split 4	Lap Time	Spd	Lap	Split 1	Split 2	Split 3	Split 4	Lap Time	Spd
7	29.903	30.158	23.321	27.150	1:50.532 P		1	27.994	29.281	18.607	26.932	1:42.814 P	
8	23.241	27.910	18.278	26.979	1:36.408	291	2	23.142	28.986	18.457	26.883	1:37.468	290
							3	22.961	27.960	18.270	26.802	1:35.993	284
88 Brendan SCHMIDT (VIC) (30th)							4	23.164	28.737	18.447	27.040	1:37.388	283
1	29.887	30.955	20.085	28.505	1:49.432 P		5	23.270	28.991	18.426	27.364	1:38.051	276
2	24.681	30.964	20.253	27.853	1:43.751	260	6	22.924	28.146	18.241	26.723	1:36.034	282
3	24.291	29.218	19.360	27.798	1:40.667	265	7	27.695	34.882	19.297	1:51.669	3:13.543	277
4	23.954	29.188	19.285	27.781	1:40.208	269							
5	24.067	29.422	19.190	27.662	1:40.341	271	178 Michael BLAIR (NSW) (11th)						
6	23.967	28.865	19.161	27.724	1:39.717	268	1	27.380	29.073	18.632	26.519	1:41.604 P	
7	24.042	28.903	19.275	27.712	1:39.932	271	2	23.354	28.159	18.389	26.416	1:36.318	267
8	24.128	28.869	18.971	27.724	1:39.692	269	3	23.223	27.813	18.363	26.573	1:35.972	280
							4	23.306	27.768	18.555	26.533	1:36.162	280
104 Max JAMES-BEATSONBELL (WA) (34th)							5	23.116	27.774	18.439	26.624	1:35.953	283
1	29.934	31.933	20.786	28.970	1:51.623 P		6	23.213	27.899	18.456	26.592	1:36.160	281
2	24.688	31.049	20.335	28.723	1:44.795	261	7	23.172	28.014	18.468	26.481	1:36.135	281
3	25.732	30.757	20.060	28.454	1:45.003	243	8	23.936	27.974	18.596	26.646	1:37.152	261
4	24.867	30.050	19.912	28.456	1:43.285	260	9	23.185	27.925	18.346	26.768	1:36.224	284
5	25.299	30.384	19.968	28.169	1:43.820	243							
6	24.625	30.277	19.792	27.881	1:42.575	267	686 Tracey DAVIES (VIC) (39th)						
							1	32.629	33.341	21.464	30.437	1:57.871 P	
131 John QUINN (VIC) (38th)							2	26.676	32.670	21.233	29.527	1:50.106	235
1	32.991	33.762	21.584	29.860	1:58.197 P		3	26.568	31.829	21.564	30.115	1:50.076	228
2	26.896	31.986	21.553	29.500	1:49.935	242	4	26.764	31.561	20.820	29.645	1:48.790	227
3	27.913	31.580	20.991	29.213	1:49.697	218	5	26.013	31.027	20.699	29.947	1:47.686	237
4	27.021	30.962	20.727	29.187	1:47.897	220	6	26.126	31.973	21.752	29.326	1:49.177	232
5	26.434	30.802	21.116	28.901	1:47.253	239	7	26.323	31.217	20.772	29.452	1:47.764	228
6	26.329	31.085	20.714	29.316	1:47.444	243	8	25.652	31.427	21.052	30.143	1:48.274	237
7	26.090	30.627	20.468	28.766	1:45.951	254							
152 Paul BYRNE (NSW) (12th)													


 Chief Time Keeper - Scott Laing


 Clerk of Course - Tom Williams




Computime Race Timing Systems Pty Ltd © 1996
 Licensed to Computime Race Timing Systems
COMPUTIME RACE TIMING SYSTEMS PTY LTD
www.computime.com.au

9 Timber Lane, Glen Waverley Vic 3150. Ph: 0418 17 13 17

E-mail: scott@computime.com.au





SUPPORT CLASS RESULTS

AUSTRALIAN SUPERBIKE

Free Practice 2

Date: 24/02/17
 Event: P08
 Weather: Cloudy - Temp: 17.9C
 Track: Dry - Temp: 27.3C

Started at: 13:00:00
 Laps: 15 Min
 Starters: 40
 Printed at: 13:19

FASTEST LAPS SEQUENCE

Race Time	No	Name	Machine	Fastest Lap	On Lap
1:49.093	47	Wayne MAXWELL (VIC)	Yamaha YZF-R1	1:41.234	1
3:23.365	47	Wayne MAXWELL (VIC)	Yamaha YZF-R1	1:34.272	2
3:24.608	1	Troy HERFOSS (QLD)	Honda CBR RR SP	1:33.971	2
6:06.452	25	Daniel FALZON (SA)	Yamaha YZF-R1	1:33.838	3
10:53.682	25	Daniel FALZON (SA)	Yamaha YZF-R1	1:33.656	6


 Chief Time Keeper - Scott Laing


 Clerk of Course - Tom Williams

Computime Race Timing Systems Pty Ltd © 1996
 Licensed to Computime Race Timing Systems

COMPUTIME RACE TIMING SYSTEMS PTY LTD
www.computime.com.au

9 Timber Lane, Glen Waverley Vic 3150. Ph: 0418 17 13 17

E-mail: scott@computime.com.au





SUPPORT CLASS RESULTS

AUSTRALIAN SUPERBIKE

Free Practice 2

Date: 24/02/17
 Event: P08
 Weather: Cloudy - Temp: 17.9C
 Track: Dry - Temp: 27.3C

Started at: 13:00:00
 Laps: 15 Min
 Starters: 40
 Printed at: 13:19

BEST PARTIAL TIMES

Pos	Split 1		Split 2		Split 3		Split 4		LAP		Ideal	Fastest
	Name	Time	Name	Time	Name	Time	Name	Time	Name	Time		
1	D. FALZON	22.328	D. FALZON	27.156	T. HERFOSS	17.690	T. HERFOSS	26.143	D. FALZON	1:33.503	1:33.656	
2	G. ALLERTON	22.444	B. STARING	27.178	B. BEATON	17.743	W. MAXWELL	26.146	T. HERFOSS	1:33.790	1:33.971	
3	W. MAXWELL	22.517	G. ALLERTON	27.272	D. FALZON	17.803	R. BUGDEN	26.203	W. MAXWELL	1:33.886	1:34.032	
4	B. BEATON	22.597	T. HERFOSS	27.339	W. MAXWELL	17.833	D. FALZON	26.216	B. STARING	1:33.904	1:34.374	
5	T. HERFOSS	22.618	B. BEATON	27.385	B. STARING	17.836	B. STARING	26.247	G. ALLERTON	1:33.987	1:34.288	
6	R. BUGDEN	22.640	W. MAXWELL	27.390	G. ALLERTON	17.904	J. WATERS	26.331	B. BEATON	1:34.192	1:34.245	
7	B. STARING	22.643	R. BUGDEN	27.445	R. BUGDEN	18.079	G. ALLERTON	26.367	R. BUGDEN	1:34.367	1:34.550	
8	C. SPRIGGS	22.699	J. WATERS	27.445	C. HALLIDAY	18.121	M. BLAIR	26.416	J. WATERS	1:34.729	1:35.042	
9	J. WATERS	22.763	C. HALLIDAY	27.693	M. WALTERS	18.129	B. BEATON	26.467	M. WALTERS	1:35.176	1:35.475	
10	M. WALTERS	22.764	M. WALTERS	27.735	J. WATERS	18.190	M. WALTERS	26.548	C. HALLIDAY	1:35.479	1:35.808	
11	C. HALLIDAY	22.848	M. BLAIR	27.768	P. BYRNE	18.241	C. HERN	26.619	M. BLAIR	1:35.646	1:35.953	
12	P. BYRNE	22.924	A. PHILLIS	27.870	S. LAMBERT	18.250	C. SPRIGGS	26.625	P. BYRNE	1:35.848	1:35.993	
13	S. LAMBERT	22.931	S. LAMBERT	27.917	K. BUCKLEY	18.321	P. BYRNE	26.723	S. LAMBERT	1:35.857	1:36.208	
14	A. PHILLIS	22.952	P. BYRNE	27.960	M. BLAIR	18.346	S. LAMBERT	26.759	C. SPRIGGS	1:35.939	1:37.143	
15	T. GUENTHER	22.973	C. SPRIGGS	27.991	T. GUENTHER	18.383	T. GUENTHER	26.814	A. PHILLIS	1:36.213	1:36.249	
16	M. LEVY	23.049	M. LEVY	28.034	M. LEVY	18.416	C. HALLIDAY	26.817	T. GUENTHER	1:36.217	1:36.508	
17	K. BUCKLEY	23.116	T. GUENTHER	28.047	D. BARKER	18.443	T. GIBSON	26.892	M. LEVY	1:36.403	1:36.538	
18	M. BLAIR	23.116	A. COOTE	28.074	A. PHILLIS	18.446	M. LEVY	26.904	K. BUCKLEY	1:36.474	1:36.652	
19	T. GIBSON	23.229	K. BUCKLEY	28.105	T. GIBSON	18.608	A. COOTE	26.919	A. COOTE	1:36.932	1:37.397	
20	A. COOTE	23.239	D. BARKER	28.203	C. SPRIGGS	18.624	K. BUCKLEY	26.932	T. GIBSON	1:37.149	1:37.346	
21	C. TURNER	23.514	C. TURNER	28.331	C. HERN	18.625	A. PHILLIS	26.945	C. HERN	1:37.184	1:37.360	
22	C. HERN	23.563	C. HERN	28.377	N. SPITERI	18.670	N. SPITERI	26.974	D. BARKER	1:37.643	1:38.370	
23	D. BARKER	23.640	T. GIBSON	28.420	A. COOTE	18.700	S. GALLOWAY	27.156	C. TURNER	1:37.823	1:38.237	
24	W. DAVIDSON	23.653	A. SENIOR	28.516	C. TURNER	18.817	C. TURNER	27.161	N. SPITERI	1:38.205	1:38.445	
25	N. SPITERI	23.781	A. WHEELER	28.627	S. GALLOWAY	18.825	A. WHEELER	27.195	S. GALLOWAY	1:38.435	1:38.546	
26	S. GALLOWAY	23.788	S. GALLOWAY	28.666	P. DUTTON	18.877	D. BARKER	27.357	A. WHEELER	1:38.618	1:39.181	
27	A. WHEELER	23.887	W. DAVIDSON	28.669	A. SENIOR	18.896	P. DUTTON	27.365	W. DAVIDSON	1:38.906	1:38.911	
28	P. DUTTON	23.937	N. SPITERI	28.780	A. WHEELER	18.909	A. SENIOR	27.543	A. SENIOR	1:39.041	1:39.352	
29	B. SCHMIDT	23.954	B. SCHMIDT	28.865	B. SCHMIDT	18.971	W. DAVIDSON	27.585	P. DUTTON	1:39.143	1:39.366	
30	A. MANUEL	24.014	P. DUTTON	28.964	W. DAVIDSON	18.999	G. SMITH	27.634	B. SCHMIDT	1:39.452	1:39.692	
31	A. SENIOR	24.086	A. MANUEL	29.167	A. MANUEL	19.195	B. SCHMIDT	27.662	A. MANUEL	1:40.044	1:40.297	
32	G. SMITH	24.262	J. BAKER	29.264	G. SMITH	19.402	A. MANUEL	27.668	G. SMITH	1:40.640	1:40.977	
33	M. JAMES-BEA	24.625	G. SMITH	29.342	J. BAKER	19.504	M. JAMES-BEA	27.881	J. BAKER	1:41.361	1:41.734	
34	J. BAKER	24.632	H. GRIFFIN	29.764	H. GRIFFIN	19.662	J. BAKER	27.961	H. GRIFFIN	1:42.346	1:42.964	
35	H. GRIFFIN	24.904	M. JAMES-BEA	30.050	M. JAMES-BEA	19.792	H. GRIFFIN	28.016	M. JAMES-BEA	1:42.348	1:42.575	
36	J. DREW	25.081	J. DREW	30.158	J. DREW	19.916	A. FLEMING	28.711	J. DREW	1:44.052	1:44.652	
37	A. FLEMING	25.431	A. FLEMING	30.387	A. FLEMING	19.933	J. QUINN	28.766	A. FLEMING	1:44.462	1:44.462	
38	T. DAVIES	25.652	J. QUINN	30.627	J. QUINN	20.468	J. DREW	28.897	J. QUINN	1:45.696	1:45.951	
39	J. QUINN	25.835	T. DAVIES	31.027	T. DAVIES	20.699	H. McMURRAY	29.213	T. DAVIES	1:46.704	1:47.686	
40	H. McMURRAY	26.903	H. McMURRAY	31.261	H. McMURRAY	20.845	T. DAVIES	29.326	H. McMURRAY	1:48.222	1:48.703	

Scott Laing
 Chief Time Keeper - Scott Laing

Tom Williams
 Clerk of Course - Tom Williams



Computime Race Timing Systems Pty Ltd © 1996
 Licensed to Computime Race Timing Systems
COMPUTIME RACE TIMING SYSTEMS PTY LTD
www.computime.com.au

9 Timber Lane, Glen Waverley Vic 3150. Ph: 0418 17 13 17

E-mail: scott@computime.com.au





SUPPORT CLASS RESULTS

AUSTRALIAN SUPERBIKE

Combined Practices

MERGED CLASSIFICATION

Date: 24/02/17

Printed at: 13:19

Pos	No	Gr	Name	Machine	Event P01	Event P08	Fastest Lap
1	25	A	Daniel FALZON (SA) / Caterpillar / Mainline Dyno	Yamaha YZF-R1	1:34.128	1:33.656	1:33.656
2	47	A	Wayne MAXWELL (VIC) / Yamaha Racing Team	Yamaha YZF-R1	1:33.952	1:34.032	1:33.952
3	1	A	Troy HERFOSS (QLD) / Crankt Protein Honda Racing	Honda CBR RR SP	1:34.856	1:33.971	1:33.971
4	14	A	Glenn ALLERTON (VIC) / Yamaha Racing Team	Yamaha YZF-R1	1:33.979	1:34.288	1:33.979
5	86	A	Beau BEATON (NSW) / Racers Edge Performance / McMartin Racing	Ducati 1199	1:36.003	1:34.245	1:34.245
6	67	A	Bryan STARING (WA) / Crankt Protein Honda Racing	Honda CBR RR SP	1:35.286	1:34.374	1:34.374
7	21	A	Josh WATERS (VIC) / Team Suzuki Ecstar	Suzuki GSX-R	1:34.472	1:35.042	1:34.472
8	24	A	Robbie BUGDEN (QLD) / Kawasaki BC Performance	Kawasaki ZX10R	1:34.826	1:34.550	1:34.550
9	65	A	Cru HALLIDAY (NSW) / Ipone / Yamaha Motor Finance & Insurance	Yamaha YZF-R1	1:35.415	1:35.808	1:35.415
10	12	A	Matt WALTERS (NSW)	Kawasaki ZX10R	1:35.955	1:35.475	1:35.475
11	178	A	Michael BLAIR (NSW) / YRT / Yamaha / Central Coast Car Museum	Yamaha YZF-R1	1:36.172	1:35.953	1:35.953
12	152	A	Paul BYRNE (NSW) / LTR Honda / Purgetec Pty Ltd	Honda CBR RR SP	1:37.091	1:35.993	1:35.993
13	54	A	Samuel LAMBERT (NT) / Cyclone Motorcycles	BMW S RR	1:36.663	1:36.208	1:36.208
14	20	A	Alex PHILLIS (VIC) / Race Dynamics Aprilia / BCA Racer	Aprilia RSV4	1:39.615	1:36.249	1:36.249
15	50	A	Callum SPRIGGS (QLD) / Desmosport Ducati	Ducati 1299	1:36.255	1:37.143	1:36.255
16	56	A	Troy GUENTHER (QLD) / Saint Unbreakable / BMW	BMW S RR	1:38.010	1:36.508	1:36.508
17	68	A	Mitchell LEVY (NSW) / ATR / Landbridge Transport	Yamaha YZF-R1	1:37.703	1:36.538	1:36.538
18	83	A	Kyle BUCKLEY (QLD) / Kawasaki Bcperformance	Kawasaki ZX10R	1:37.646	1:36.652	1:36.652
19	66	B	Aaiden COOTE (VIC) / Consent2Go / Motogo Motorcycles	Kawasaki ZX10R	1:37.296	1:37.397	1:37.296
20	22	A	Trent GIBSON (VIC)	Yamaha YZF-R1	1:38.571	1:37.346	1:37.346
21	37	A	Chas HERN (VIC) / MV Agusta Australia / Murray Valley Training Co	MV Agusta F4 RC	1:37.402	1:37.360	1:37.360
22	41	A	Simon GALLOWAY (NSW) / Chris Watson M-cycles / Bodywise Smash Repairs	Yamaha YZF-R1	1:37.593	1:38.546	1:37.593
23	34	A	William DAVIDSON (NSW) / YRD / Thomas Bros	Yamaha YZF-R1	1:37.955	1:38.911	1:37.955
24	52	C	Corey TURNER (QLD) / HB Kustoms / YRD	Yamaha YZF-R1	1:38.284	1:38.237	1:38.237
25	3	A	David BARKER (VIC)	Kawasaki ZX10R	1:39.688	1:38.370	1:38.370
26	78	B	Nathan SPITERI (VIC) / Livson / Konnect / Repsol / RST / LS2	Kawasaki ZX10R	1:40.459	1:38.445	1:38.445
27	49	A	Albie WHEELER (NSW) / Wheeler Cranes	Yamaha YZF-R1	1:38.496	1:39.181	1:38.496
28	77	A	Adam SENIOR (WA) / Silkolene / Consent2Go	Yamaha YZF-R1	1:38.613	1:39.352	1:38.613
29	48	A	Paul DUTTON (NSW) / Ultra Spray	Yamaha YZF-R1	1:40.391	1:39.366	1:39.366
30	88	B	Brendan SCHMIDT (VIC) / JLT Insurance / New Turf	Kawasaki ZX10R	1:39.516	1:39.692	1:39.516
31	18	B	Ashley MANUEL (SA) / Pendragon Racing / Mototune	Kawasaki ZX10R	1:41.176	1:40.297	1:40.297
32	30	C	Gary SMITH (SA) / Peter Stevens Adelaide	Yamaha YZF R1	1:42.004	1:40.977	1:40.977
33	31	B	Jack BAKER (QLD) / Crazy Dogs Kawasaki	Kawasaki ZX10R	1:41.727	1:41.734	1:41.727
34	104	C	Max JAMES-BEATSONBELL (WA) / JW Motoparts	Yamaha YZF-R1	1:45.064	1:42.575	1:42.575
35	69	B	Heath GRIFFIN (NSW) / Russell Symes & Company	Ducati Panigale R	1:44.199	1:42.964	1:42.964
36	19	B	Ashley FLEMING (WA) / Flashpoint Motosport	Aprilia RSV4	2:02.484	1:44.462	1:44.462
37	82	B	Jake DREW (VIC) / Brighton Bikes & Bits / Willmax Graphics / YRD	Yamaha YZF-R1	1:45.309	1:44.652	1:44.652
38	131	C	John QUINN (VIC) / PI Off Track Accom. / Flashpoint M-sport	Suzuki GSX-R	1:52.117	1:45.951	1:45.951
39	33	B	Hamish McMURRAY (NSW) / Six ways from Sunday	Kawasaki ZX10R	1:46.392	1:48.703	1:46.392
40	686	C	Tracey DAVIES (VIC) / Villa Verde / Anchor Belle	Ducati Panigale	1:49.120	1:47.686	1:47.686

*** Indicative qualifying time - 1:47.704 ***

Chief Time Keeper - Scott Laing

Clerk of Course - Tom Williams



Computime Race Timing Systems Pty Ltd © 1996
Licensed to Computime Race Timing Systems

COMPUTIME RACE TIMING SYSTEMS PTY LTD
www.computime.com.au

9 Timber Lane, Glen Waverley Vic 3150. Ph: 0418 17 13 17

E-mail: scott@computime.com.au

